

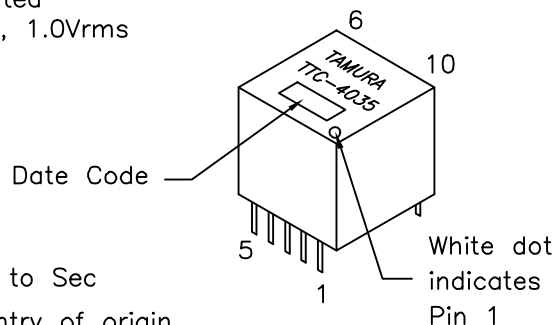
HDSL transformer designed for use with Level One HDSL IC chips SK70704/SK70707 at 1168kbps rates

MODEL NUMBER

TTC-4035

A. Electrical Specifications (@ 25 °C)

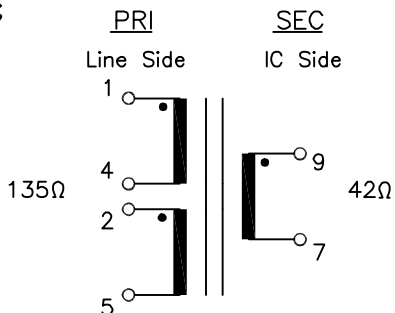
1. Primary (Line side) Impedance; 135Ω
2. Secondary (IC side) Impedance; 42Ω
3. Longitudinal Balance; 53dBm MIN @ 500Hz TO 292KHz, 0dBm (Per FCC part 68.310, pin 7 grounded)
4. Insertion Loss; 1.0dB MAX @ 100KHz, 0dBm
5. Total Harmonic Distortion; -84.5dB TYP @ 5KHz, 1.45Vrms
6. Primary Open Circuit Inductance; 0.60mH ±5% @ 10KHz, 1.0Vrms Measured (9-7)
7. Leakage Inductance; 20μH MAX @ 100KHz, 0.1Vrms Measured (9-7) with 2 & 4, and 1 & 5 shorted
8. Interwinding Capacitance; 75pF MAX @ 100KHz, 1.0Vrms Measured (1-9) with 2 & 4 shorted
9. DC Resistance; (1-4)=3.46Ω ±10%
(2-5)=3.46Ω ±10%
(7-9)=3.23Ω ±10%
10. Turns Ratio; (1-4):(2-5)=1:1.00±2%
(7-9):(1-5)=1:1.80±2%
2 & 4 shorted
11. Dielectric Strength; 1875Vrms 1 second @ Pri to Sec



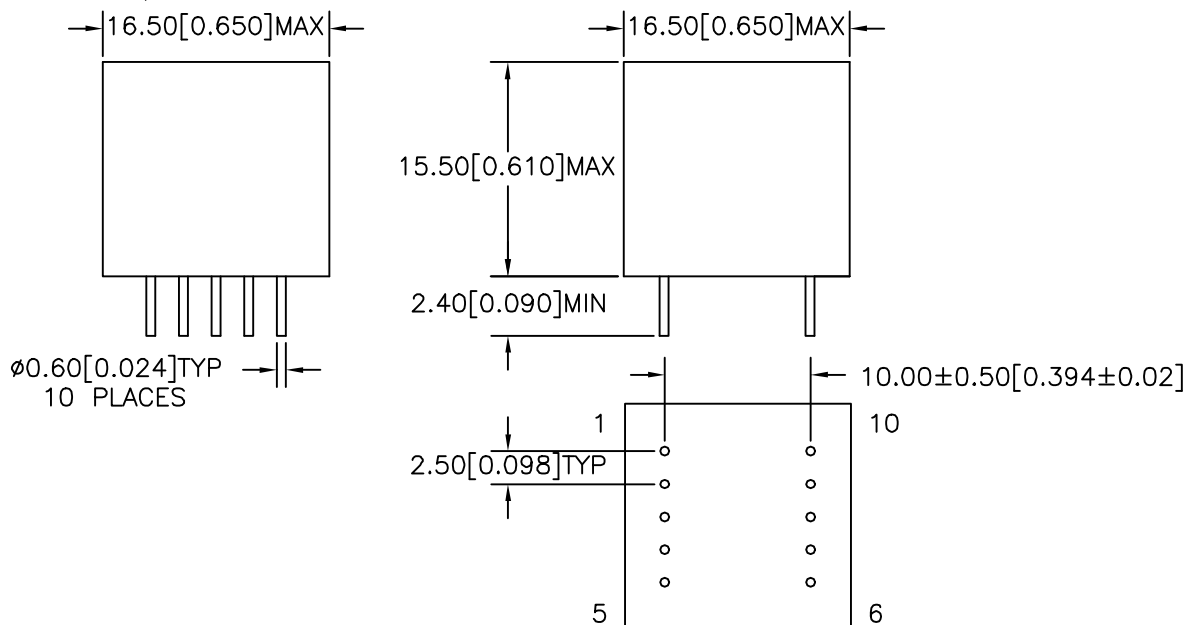
B. Marking; TTC-4035, TAMURA, date code and country of origin

C. Safety; Complies with UL1950 3rd Edition and IEC950

D. Schematic;



E. Mechanical Specifications;



PREPARED BY:

D. Rund

ENGINEER:

M. Pitchai

QUALITY CONTROL:

D. Kelley

APPROVED:

J. Coleman

DWG CONTROL NO.
P-A1-12358
ACAD\TTC\A1123581.DWG

REV
PRE

HDSL
TRANSFORMER

TAMURA CORPORATION OF AMERICA
43352 BUSINESS PARK DRIVE, TEMECULA, CA. 92590-6624
(909) 699-1270 FAX 9096769482

TTC-4035

MODEL SPECIFICATION

DIM: mm(in) SCL: 2/1 SH: 1 OF 1

PROPRIETARY NOTICE: THIS DRAWING PRINT OR DOCUMENT AND SUBJECT MATTER DISCLOSED HEREIN ARE PROPRIETARY ITEMS TO WHICH TAMURA RETAINS THE EXCLUSIVE RIGHT OF DISSEMINATION, REPRODUCTION, MANUFACTURE AND SALE. THIS DRAWING, PRINT OR DOCUMENT IS SUBMITTED IN CONFIDENCE FOR CONSIDERATION BY THE RECIPIENT ALONE UNLESS PERMISSION FOR FURTHER DISCLOSURE IS EXPRESSLY GRANTED IN WRITING.