

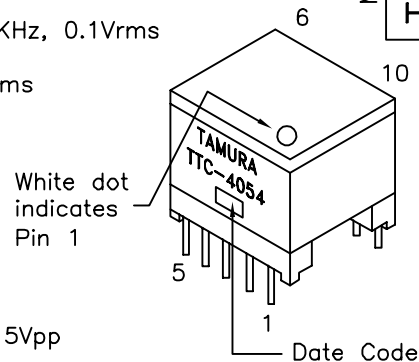
REV. Status  
PRELIMINARY  
04/26/00 JC

PRELIMINARY 1  
DEL. INSERTION LOSS  
08/11/00 LL

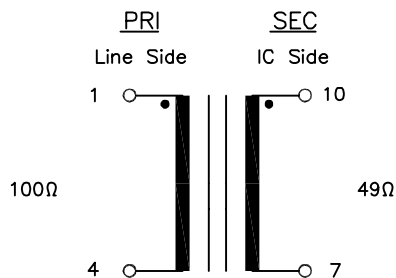
ADSL transformer designed for use with Texas Instrument ADSL IC chip sets  
TNETD2000R, TNETD3000R, TNETD300D, TNETD4000R (CPE side)

MODEL NUMBER  
**TTC-4054**

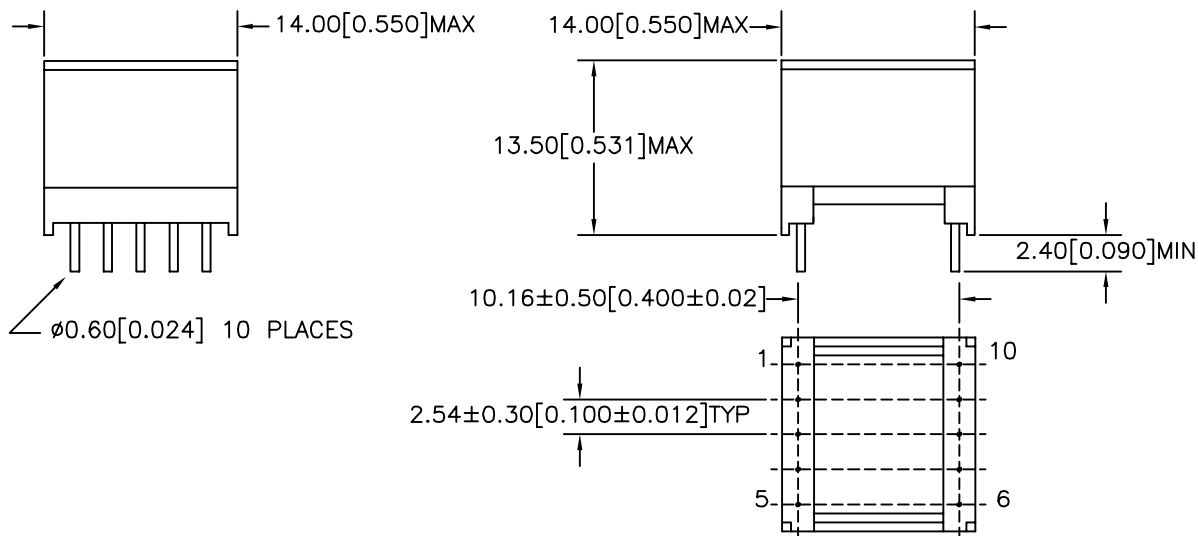
- A. Electrical Specifications (@ 25° C)
1. Primary (Line side) Impedance; 100Ω
  2. Secondary (IC side) Impedance; 49Ω
  3. Frequency Response; ±0.5dB MAX @ 100KHz to 1.1MHz 0dBm
  4. Longitudinal Balance; 50dBm MIN @ 1.1MHz  
(Per ITU method pin 10 grounded)
  5. Primary Open Circuit Inductance; 1.5mH±5% @ 100KHz, 0.1Vrms Measured (1-4)
  6. Leakage Inductance; 18.0μH MAX @ 100KHz, 0.01Vrms Measured (1-4) with 7 & 10 shorted
  7. Interwinding Capacitance; 35pF MAX Measured (1-10)
  8. DC Resistance;  
4.0Ω MAX measured (1-4)  
0.7Ω MAX measured (10-7)
  9. Turns Ratio; (1-4):(7-10)=1.42:1±2%
  10. Dielectric Strength; 1875V, 1 second @ Pri to Sec
  11. Total Harmonic Distortion; -80dB MAX @ 100KHz, 15Vpp Measured (1-4)



- B. Marking; TTC-4054, TAMURA, date code and country of origin  
C. Safety: Complies with UL1950  
D. Schematic



E. Mechanical Specifications



PREPARED BY:

D. Rund

ENGINEER:

L. Le

QUALITY CONTROL:

D. Kelley

APPROVED:

J. Coleman

DWG CONTROL NO.  
P-A1-12479  
ACAD\TTC\A1124791.DWG

REV  
**PR1**

ADSL THROUGH HOLE  
TRANSFORMER

**TAMURA CORPORATION OF AMERICA**  
43352 BUSINESS PARK DRIVE, TEMECULA, CA. 92590-6624  
(909) 699-1270 FAX 9096769482

**TTC-4054**

MODEL SPECIFICATION

DIM: mm(In) SCL: 2/1 SH: 1 OF 1

PROPRIETARY NOTICE: THIS DRAWING PRINT OR DOCUMENT AND SUBJECT MATTER DISCLOSED HEREIN ARE PROPRIETARY ITEMS TO WHICH TAMURA RETAINS THE EXCLUSIVE RIGHT OF DISSEMINATION, REPRODUCTION, MANUFACTURE AND SALE. THIS DRAWING, PRINT OR DOCUMENT IS SUBMITTED IN CONFIDENCE FOR CONSIDERATION BY THE RECIPIENT ALONE UNLESS PERMISSION FOR FURTHER DISCLOSURE IS EXPRESSLY GRANTED IN WRITING.