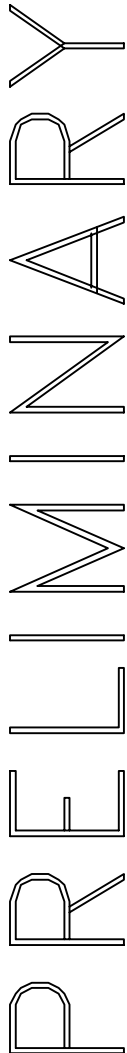


REV. Status
 PRELIMINARY
 04/26/00 JC

PRELIMINARY 1
 DEL. INSERTION LOSS
 ADDED
 INTERWINDING
 CAPACITANCE
 08/11/00 LL



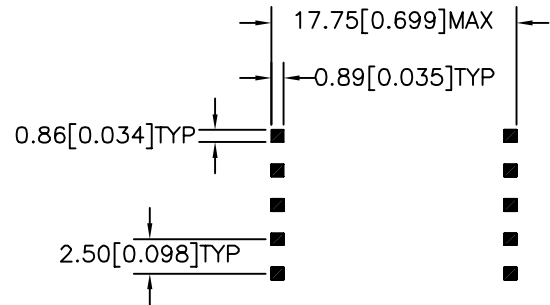
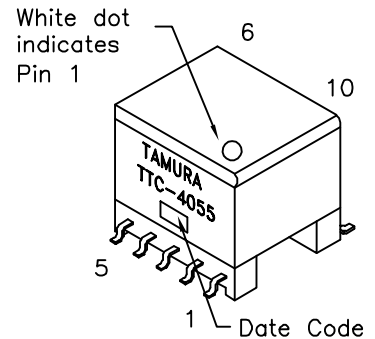
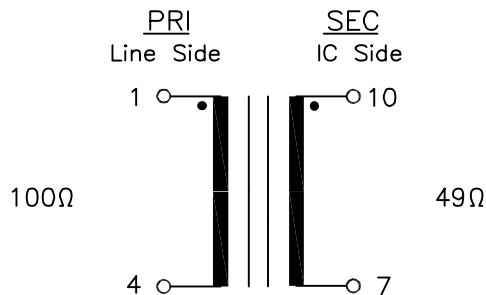
ADSL transformer designed for use with Texas Instrument chip TNETD2000R, TNETD3000R, TNETD3000P, TNETD4000R (CPE Side)

- A. Electrical Specifications (@ 25 °C)
1. Primary (Line side) Impedance; 100Ω
 2. Secondary (IC side) Impedance; 49Ω
 3. Frequency Response; ±0.5dB @ 100KHz to 1.1MHz, 0dBm
 4. Longitudinal Balance; 50dB MIN @ 1.1MHz, 0dBm
 5. Primary Open Circuit Inductance; 1.50mH ±5% @ 100KHz, 0.1Vrms Measured (1-4)
 6. Leakage Inductance; 18.0μH MAX @ 100KHz, 0.1Vrms Measured (1-4) with 7 & 10 shorted
 7. Interwinding Capacitance; 35pF MAX. Measured (1-10)
 8. Total Harmonic Distortion; -80dB MAX @ 100KHz, 15vpp, Measured (1-4)
 9. DC Resistance; (1-4)=4.0Ω MAX
(7-10)=0.7Ω MAX
 10. Turns Ratio; (1-4):(7-10)=1.42:1.0±2%
 11. Dielectric Strength; 1875Vrms 1 second @ Pri to Sec

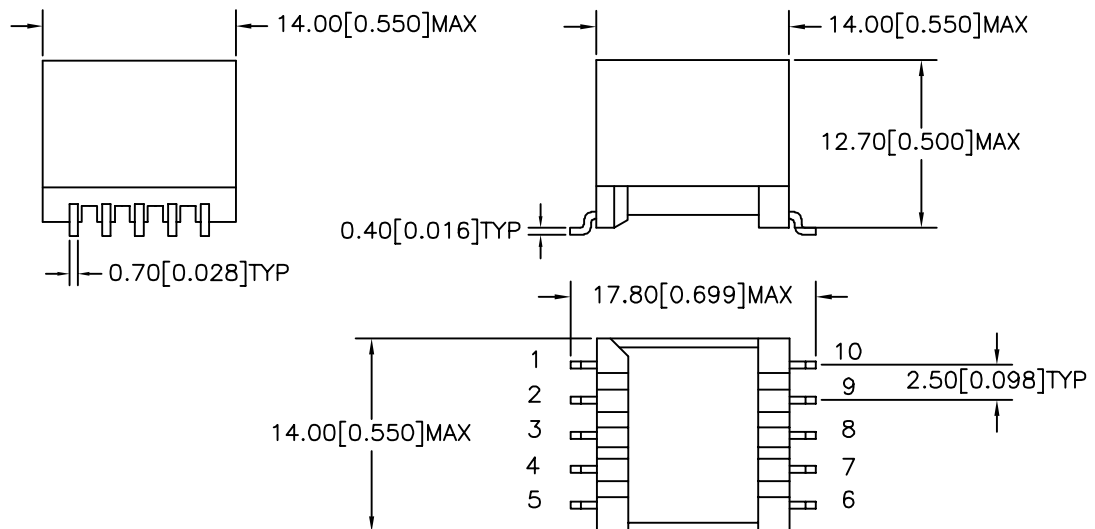
B. Marking; TTC-4055, TAMURA, date code and country of origin

C. Safety; Complies with UL1950 3rd Edition and IEC950

D. Schematic;



E. Mechanical Specifications;



PREPARED BY:

D. Rund

ENGINEER:

L. Le

QUALITY CONTROL:

D. Kelley

APPROVED:

J. Coleman

DWG CONTROL NO.
 P-A1-12480
 ACAD\TTC\A1124801.DWG

REV
 PR1

ADSL
 TRANSFORMER

TAMURA CORPORATION OF AMERICA
 43352 BUSINESS PARK DRIVE, TEMECULA, CA. 92590-6624
 (909) 699-1270 FAX 9096769482

TTC-4055

MODEL SPECIFICATION

DIM: mm(In) SCL: 2/1 SH: 1 OF 1

PROPRIETARY NOTICE: THIS DRAWING PRINT OR DOCUMENT AND SUBJECT MATTER DISCLOSED HEREIN ARE PROPRIETARY ITEMS TO WHICH TAMURA RETAINS THE EXCLUSIVE RIGHT OF DISSEMINATION, REPRODUCTION, MANUFACTURE AND SALE. THIS DRAWING, PRINT OR DOCUMENT IS SUBMITTED IN CONFIDENCE FOR CONSIDERATION BY THE RECIPIENT ALONE UNLESS PERMISSION FOR FURTHER DISCLOSURE IS EXPRESSLY GRANTED IN WRITING.

MODEL NUMBER
TTC-4055