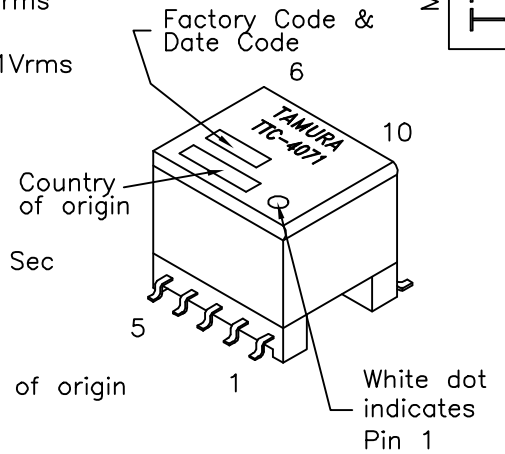
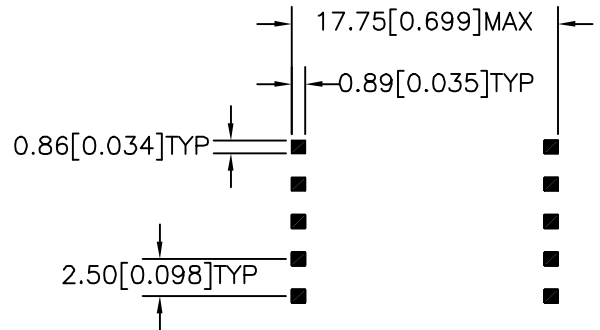
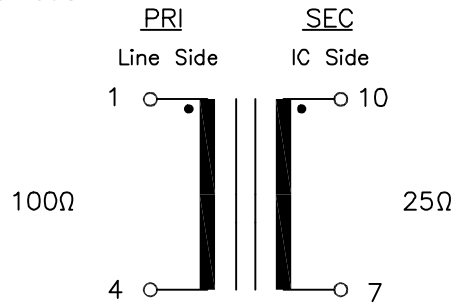


- A. Electrical Specifications (@ 25° C)
1. Primary (Line side) Impedance; 100Ω
 2. Secondary (IC side) Impedance; 25Ω
 3. Primary Open Circuit Inductance; 75μH ±5% @ 100KHz, 1Vrms Measured (1-4)
 4. Leakage Inductance; 12.0μH MAX @ 100KHz, 0.1Vrms Measured (1-4) with 7 & 10 shorted
 5. Innerwinding Capacitance; 35pF MAX @100KHz, 0.1Vrms Measured 1-10
 6. DC Resistance; (1-4)=2.0Ω MAX (7-10)=0.55Ω MAX
 7. Turns Ratio; (10-7):(1-4) = 1:2.00±2%
 8. Dielectric Strength; 2000Vrms 1 second @ Pri to Sec
 9. Total Harmonic Distortion; -80dB MAX @ 100KHz

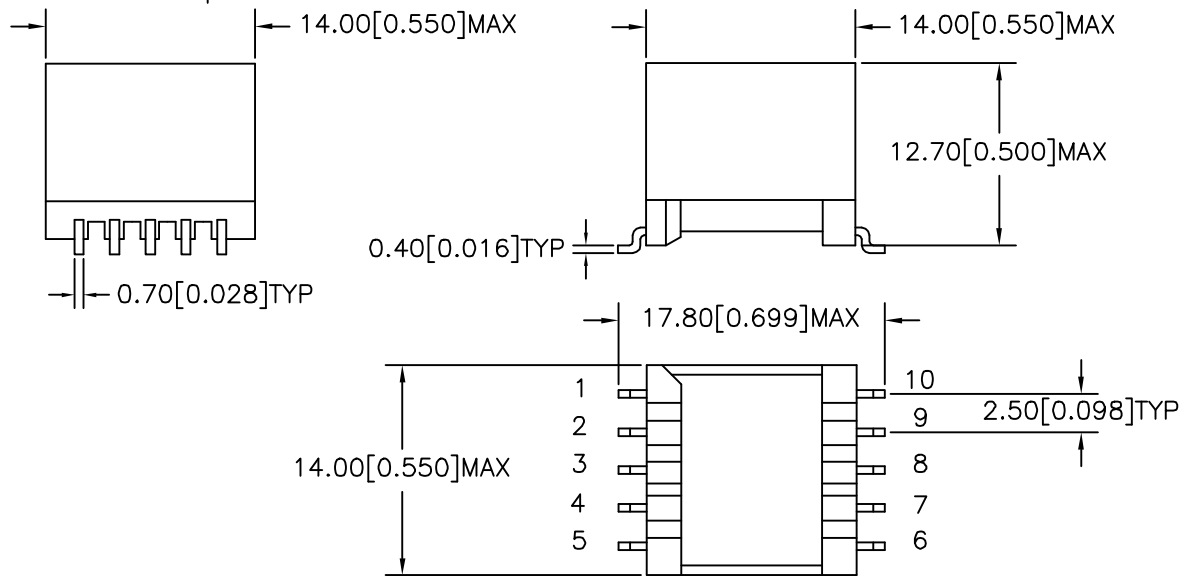


- B. Marking; TTC-4071, TAMURA, date code and country of origin
- C. Safety: Complies with UL1950 3rd Edition

D. Schematic



E. Mechanical Specifications



PREPARED BY:

D. Rund

ENGINEER:

M. Pitchai

QUALITY CONTROL:

D. Kelley

APPROVED:

J. Coleman

DWG CONTROL NO. P-A1-12646
ACAD\TTC\A1126461.DWG

REV PRE

ADSL THROUGH HOLE TRANSFORMER

TAMURA CORPORATION OF AMERICA

43352 BUSINESS PARK DRIVE, TEMECULA, CA. 92590-6624
(909) 699-1270 FAX 9096769482

TTC-4071

MODEL SPECIFICATION

DIM: mm(in) SCL: 2/1 SH: 1 OF 1

PROPRIETARY NOTICE: THIS DRAWING PRINT OR DOCUMENT AND SUBJECT MATTER DISCLOSED HEREIN ARE PROPRIETARY ITEMS TO WHICH TAMURA RETAINS THE EXCLUSIVE RIGHT OF DISSEMINATION, REPRODUCTION, MANUFACTURE AND SALE. THIS DRAWING, PRINT OR DOCUMENT IS SUBMITTED IN CONFIDENCE FOR CONSIDERATION BY THE RECIPIENT ALONE UNLESS PERMISSION FOR FURTHER DISCLOSURE IS EXPRESSLY GRANTED IN WRITING.