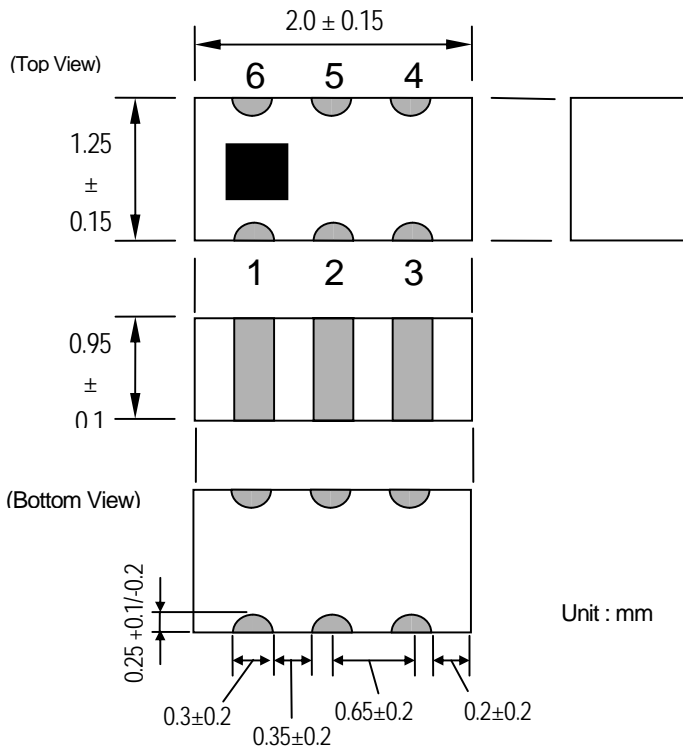


MULTILAYER BALUN SPECIFICATION

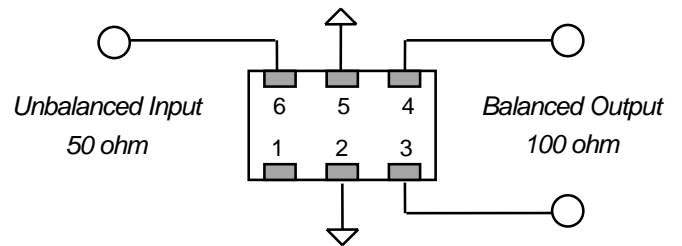
P/N: **HHM1596A1** For UWB

[MECHANICAL DIMENSIONS]



Pin configuration

- 1 N.C.
- 2 GND
- 3 Balanced Port
- 4 Balanced Port
- 5 GND or DC feed + RF GND
- 6 Unbalanced Port



[ELECTRICAL CHARACTERISTICS]

Unbalanced Impedance	50 ohm
Balanced Impedance	100 ohm
Frequency Range	3100 - 4900 MHz
Unbalanced Port Return Loss	10.0 dB Min.
Phase Imbalance at Balanced Port	180 ± 15 deg.
Amplitude Imbalance at Balanced Port	0 ± 2.0 dB
Insertion Loss	1.0 dB Max.

[TEMPERATURE RANGE]

Storage Temperature	-40°C ~ +85°C
Operating Temperature	-40°C ~ +85°C

[STANDARD PACKAGING QUANTITIES]

2000pcs./reel

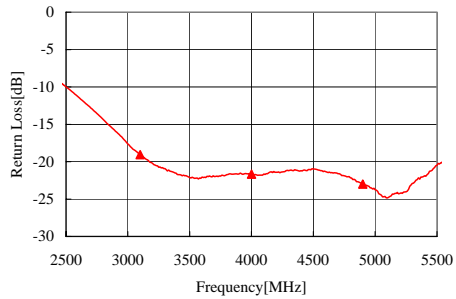
Notes : All the technical data and information contained herein are subject to change without prior notice.

[Frequency response]

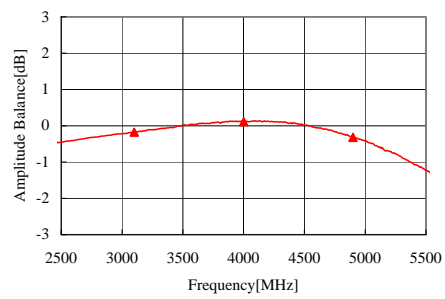
HHM1596A1(UNBALANCE 50ohm/BALANCE 100ohm)

TDK Corporation

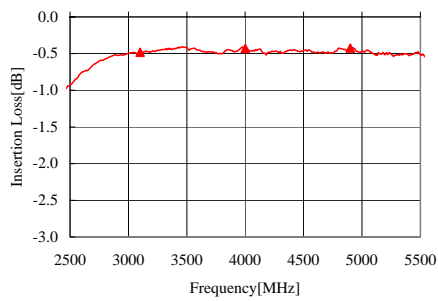
Return Loss



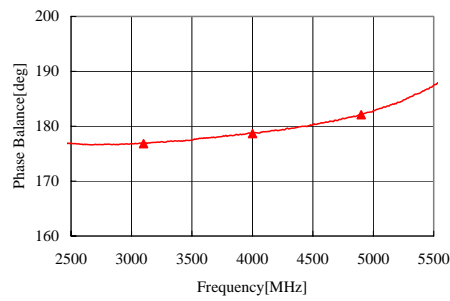
Amplitude Balance



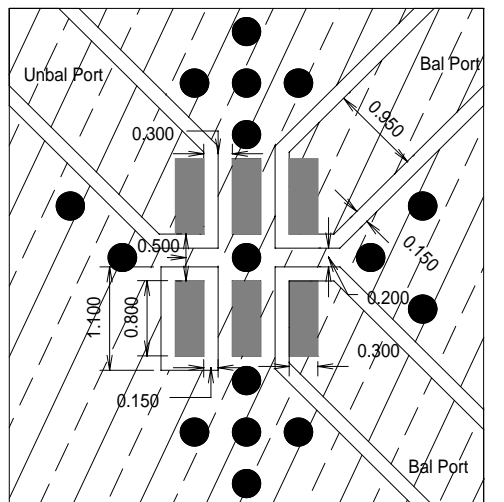
Insertion Loss



Phase Balance



[Recommended PCB Pattern]



- Land
 - Through hole(0.3mm)
 - Solder resist
 - No Pattern solder resist
- (mm)

Line width be designed to match 50ohm characteristic impedance, depending on PCB material and thickness.

Notes: All the technical data and information contained herein are subject to change without prior notice.

Notes : All the technical data and information contained herein are subject to change without prior notice.