

"High Frequency Ceramic Solutions"

1.45 GHz Balun

P/N 1450BL15A200

Detail Specification: 04/07/04

Page 1 of 2

General Specifications

Part Number	1450BL15A200
Frequency (MHz)	1400~1500
Unbalanced Impedance	50 Ω
Differential Balanced Imp.	200 Ω
Insertion Loss	1.0 dB max.
Return Loss	9.5 dB min.
Phase Difference (degree)	180 ± 10
Amplitude Difference	2 dB max.

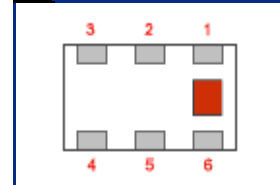
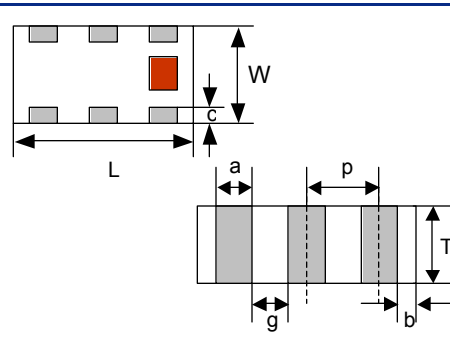
Operating Temperature	-40 to +85°C
Reel Quantity	4,000
Power Capacity	3.0 watts max.
Impedance	50 / 200 Ω

Terminal Configuration

No.	Function
1	Unbalanced Port
2	GND
3	Balanced Port
4	Balanced Port
5	GND
6	NC

Mechanical Dimensions

	In	mm
L	0.079 ± 0.004	2.00 ± 0.10
W	0.049 ± 0.004	1.25 ± 0.10
T	0.033 ± 0.004	0.85 ± 0.10
a	0.012 ± 0.004	0.30 ± 0.10
b	0.008 ± 0.004	0.20 ± 0.10
c	0.012 +.004/-0.006	0.30 +0.1/-0.2
g	0.014 ± 0.004	0.35 ± 0.10
p	0.026 ± 0.002	0.65 ± 0.05

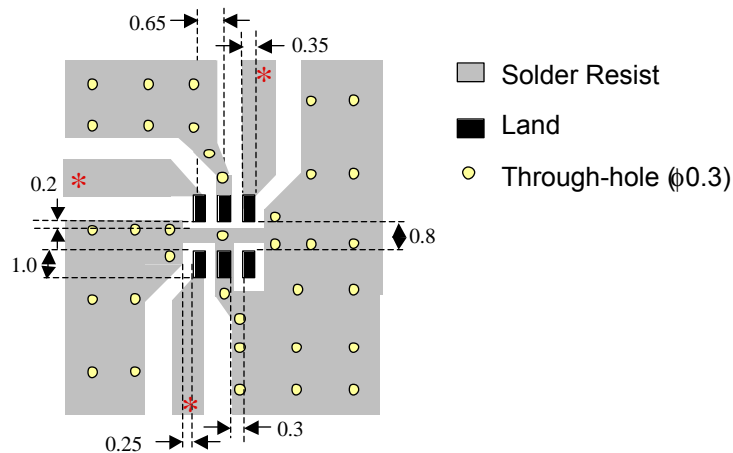


Mounting Considerations

Mount these devices with brown mark facing up.

* Line width should be designed to provide proper impedance matching characteristics.

Units: mm



Units: mm

Johanson Technology, Inc. reserves the right to make design changes without notice.
All sales are subject to Johanson Technology, Inc. terms and conditions.

"High Frequency Ceramic Solutions"

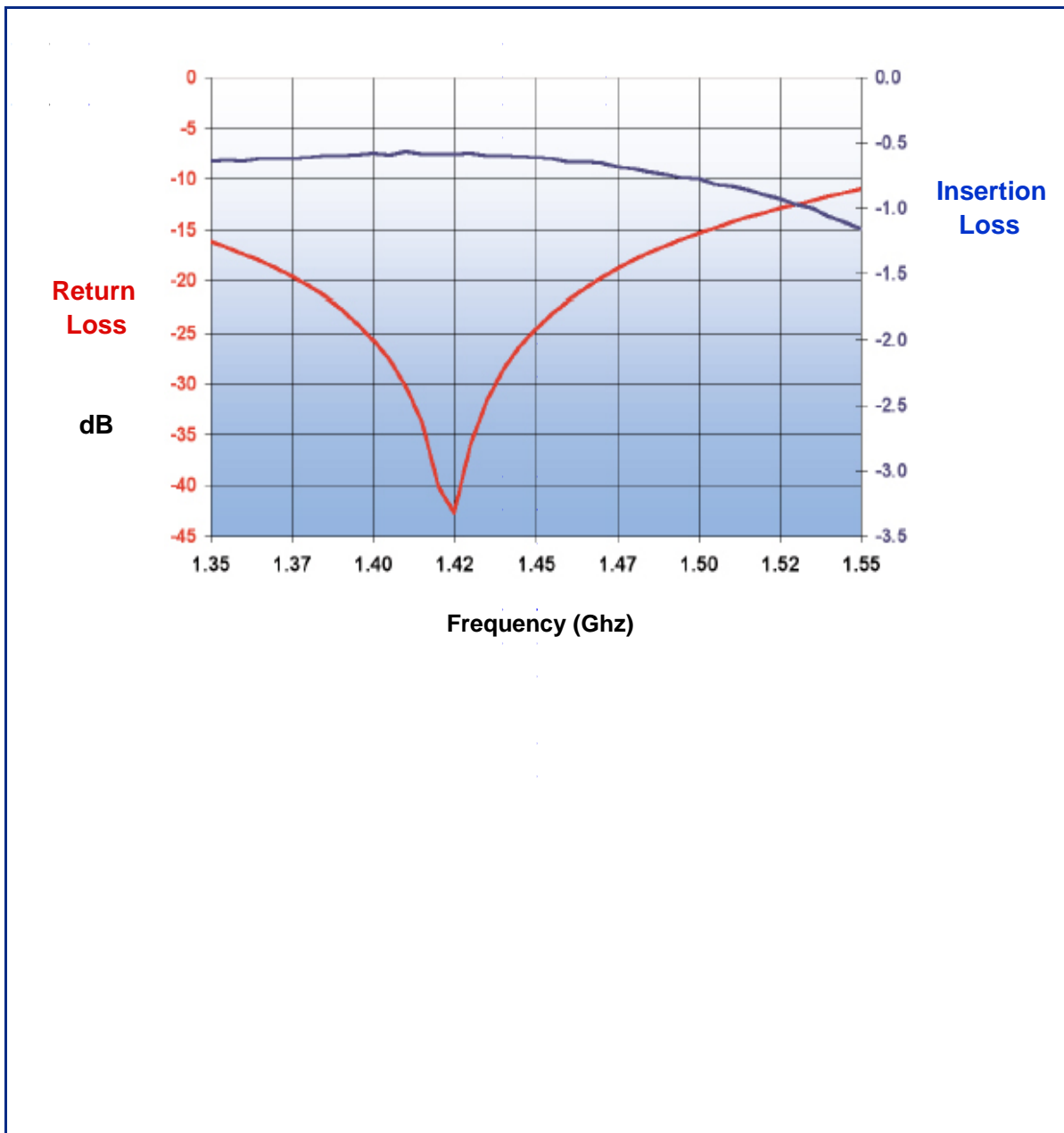
1.45 GHz Balun

P/N 1450BL15A200

Detail Specification: 04/07/04

Page 2 of 2

Typical Electrical Performance (T=25°C)



Johanson Technology, Inc. reserves the right to make design changes without notice.
All sales are subject to Johanson Technology, Inc. terms and conditions.



www.johansontechnology.com

931 Via Alondra • Camarillo, CA 93012 • TEL 805.389.1166 FAX 805.389.1821

2003 Johanson Technology, Inc. All Rights Reserved