

"High Frequency Ceramic Solutions"

2.10 GHz Balun

P/N 2100BL18B200

Detail Specification: 04/12/04

Page 1 of 2

General Specifications

Part Number	2100BL18B200
Frequency (MHz)	2000~2200
Unbalanced Impedance	50 Ω
Differential Balanced Imp.	200 Ω
Insertion Loss	0.8 dB max.
Return Loss	9.5 dB min.
Phase Difference (degree)	180 ± 10
Amplitude Difference	2 dB max.

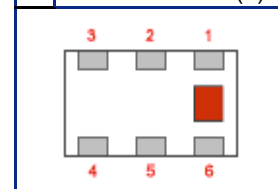
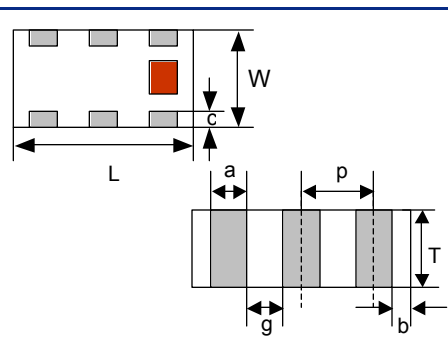
Operating Temperature	-40 to +85°C
Reel Quantity	3,000
Power Capacity	3 Watts max.
Impedance	50 / 200 Ω

Terminal Configuration

No.	Function
1	GND or DC Feed
2	Unbalanced Port (1)
3	GND or DC Feed
4	Balanced Port (2)
5	NC
6	Balanced Port (3)

Mechanical Dimensions

	In	mm
L	0.126 ± 0.006	3.20 ± 0.15
W	0.063 ± 0.006	1.60 ± 0.15
T	0.033 ± 0.004	0.85 ± 0.10
a	0.022 ± 0.006	0.55 ± 0.15
b	0.014 ± 0.006	0.35 ± 0.15
c	0.012 +.004/-0.008	0.30 +0.1/-0.2
g	0.016 ± 0.004	0.40 ± 0.10
p	0.039 ± 0.004	1.00 ± 0.10

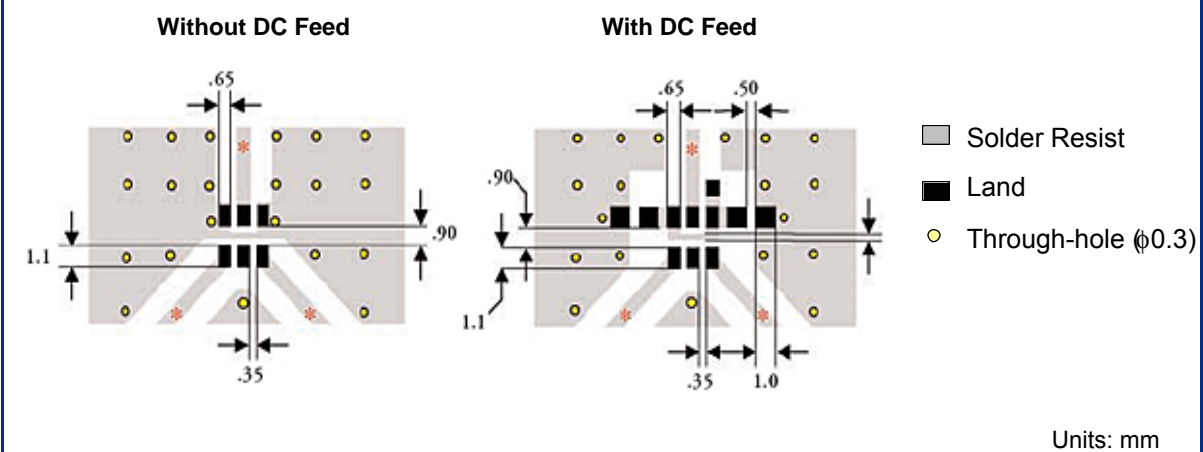


Mounting Considerations

Mount these devices with colored mark facing up.

* Line width should be designed to provide proper impedance matching characteristics.

Units: mm



Johanson Technology, Inc. reserves the right to make design changes without notice.
All sales are subject to Johanson Technology, Inc. terms and conditions.



www.johansontechnology.com

931 Via Alondra • Camarillo, CA 93012 • TEL 805.389.1166 FAX 805.389.1821

2003 Johanson Technology, Inc. All Rights Reserved

"High Frequency Ceramic Solutions"

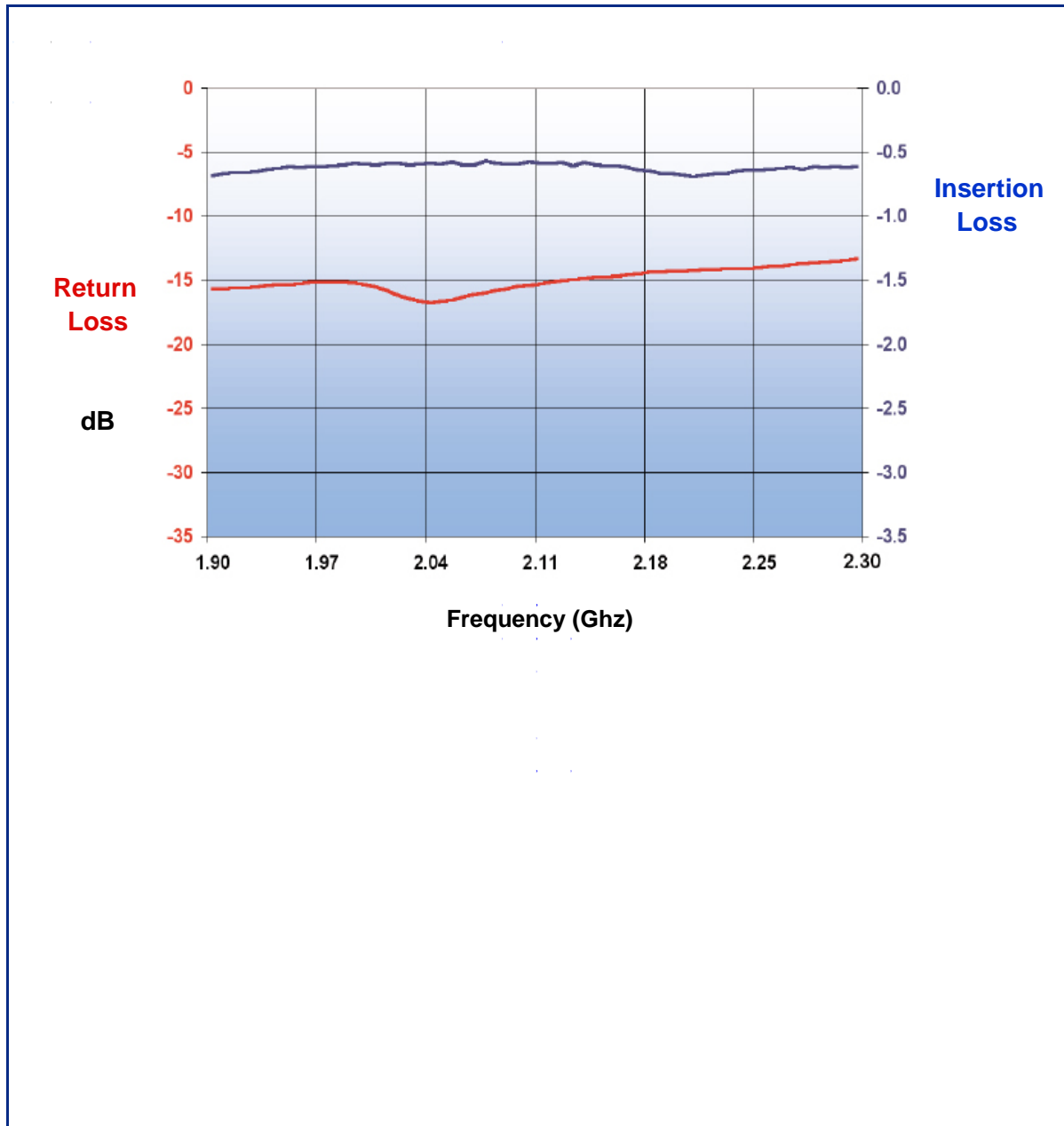
2.10 GHz Balun

P/N 2100BL18B200

Detail Specification: 04/12/04

Page 2 of 2

Typical Electrical Performance (T=25°C)



Johanson Technology, Inc. reserves the right to make design changes without notice.
All sales are subject to Johanson Technology, Inc. terms and conditions.



www.johansontechnology.com

931 Via Alondra • Camarillo, CA 93012 • TEL 805.389.1166 FAX 805.389.1821

2003 Johanson Technology, Inc. All Rights Reserved