

"High Frequency Ceramic Solutions"

2.45 GHz Balun

P/N 2450BL15B050

Detail Specification: 09/29/03

Page 1 of 2

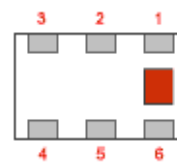
General Specifications

| | |
|----------------------------|--------------|
| Part Number | 2450BL15B050 |
| Frequency (MHz) | 2400~2500 |
| Unbalanced Impedance | 50 Ω |
| Differential Balanced Imp. | 50 Ω |
| Insertion Loss | 1.0 dB max. |
| Return Loss | 9.5 dB min. |
| Phase Difference (degree) | 180 ± 10 |
| Amplitude Difference | 2 dB max. |

| | |
|-----------------------|----------------|
| Operating Temperature | -40 to +85°C |
| Reel Quantity | 4,000 |
| Power Capacity | 3.0 watts max. |

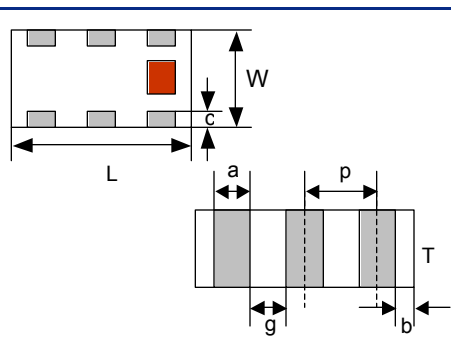
Terminal Configuration

| No. | Function |
|-----|-----------------|
| 1 | Unbalanced Port |
| 2 | GND or DC feed |
| 3 | Balanced Port |
| 4 | Balanced Port |
| 5 | GND |
| 6 | NC |



Mechanical Dimensions

| | In | mm |
|---|-------------------|----------------|
| L | 0.079 ± 0.004 | 2.00 ± 0.10 |
| W | 0.049 ± 0.004 | 1.25 ± 0.10 |
| T | 0.033 ± 0.004 | 0.85 ± 0.10 |
| a | 0.012 ± 0.004 | 0.30 ± 0.10 |
| b | 0.008 ± 0.004 | 0.20 ± 0.10 |
| c | 0.012 +.004/-.006 | 0.30 +0.1/-0.2 |
| g | 0.014 ± 0.004 | 0.35 ± 0.10 |
| p | 0.026 ± 0.002 | 0.65 ± 0.05 |

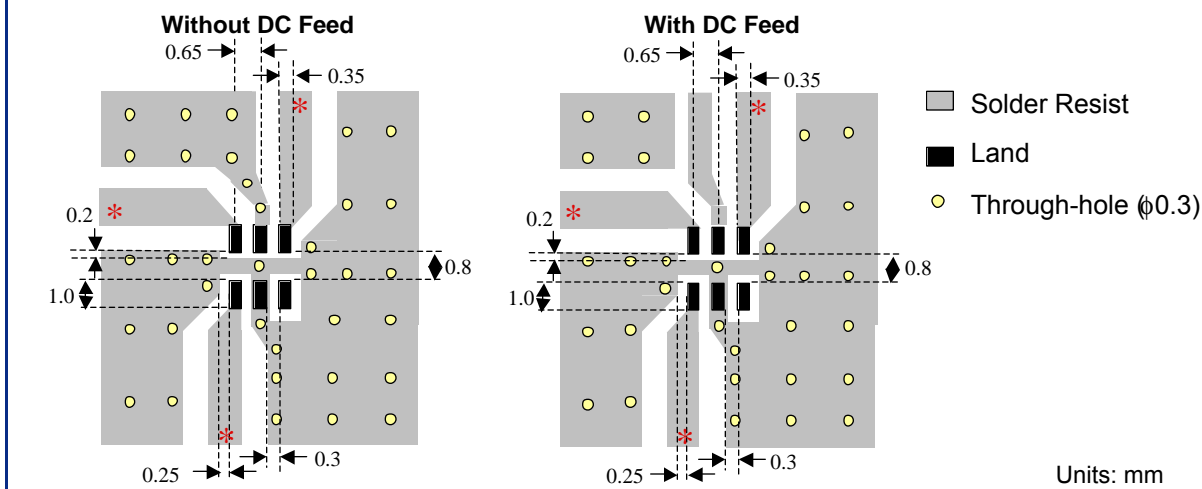


Mounting Considerations

Mount these devices with brown mark facing up.

* Line width should be designed to provide proper impedance matching characteristics.

Units: mm



Johanson Technology, Inc. reserves the right to make design changes without notice.
All sales are subject to Johanson Technology, Inc. terms and conditions.

"High Frequency Ceramic Solutions"

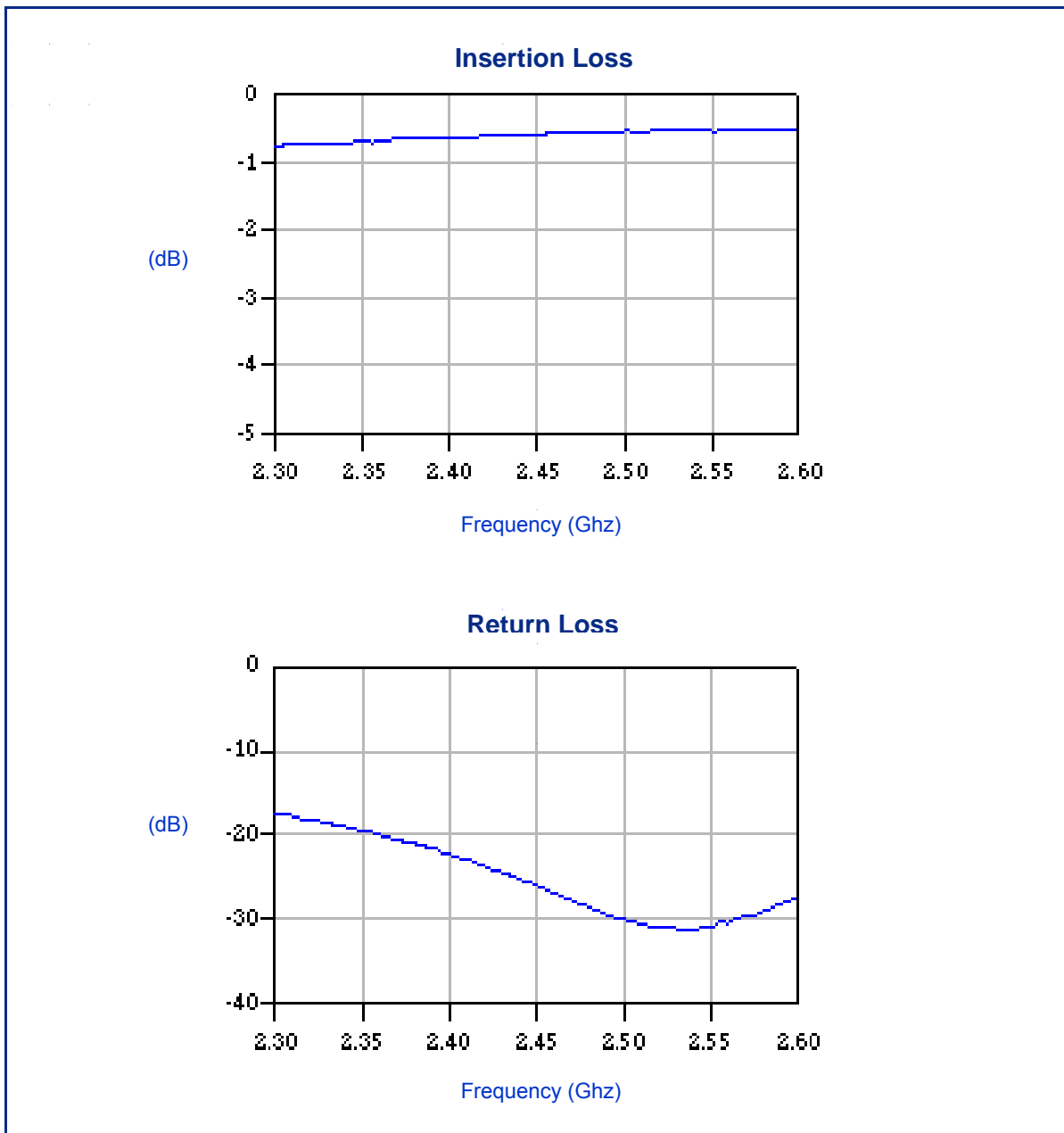
2.45 GHz Balun

P/N 2450BL15B050

Detail Specification: 09/29/03

Page 2 of 2

Typical Electrical Performance (T=25°C)



Johanson Technology, Inc. reserves the right to make design changes without notice.
All sales are subject to Johanson Technology, Inc. terms and conditions.