

High Frequency Ceramic Solutions

Balun, Ultra-WideBand, 4 GHz

P/N 4000BL14U100

Detail Specification: 09/20/05

Page 1 of 2

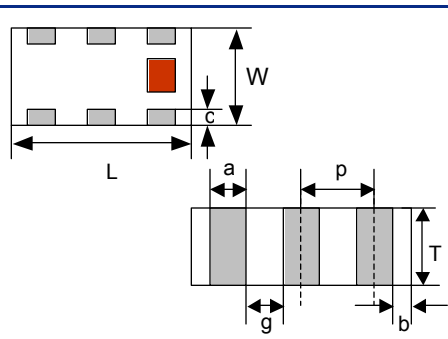
General Specifications

Part Number	4000BL14U100
Frequency (MHz)	3100 - 4800
Unbalanced Impedance	50 Ω
Differential Balanced Imp.	100 Ω
Insertion Loss	1.2 dB max.
Return Loss	9.5 dB min.
Phase Difference (degree)	180 \pm 20
Amplitude Difference	1.5 dB max.

Operating Temperature	-40 to +85°C
Reel Quantity	4,000
Power Capacity	3 W max.

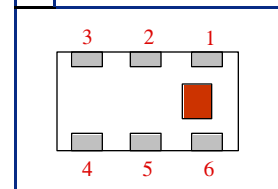
Mechanical Dimensions

	In	mm
L	0.063 \pm 0.004	1.60 \pm 0.10
W	0.031 \pm 0.004	0.80 \pm 0.10
T	0.024 \pm 0.004	0.60 \pm 0.10
a	0.008 \pm 0.004	0.20 \pm 0.10
b	0.008 +.004/-.006	0.20 +0.1/-0.15
c	0.006 \pm 0.004	0.15 \pm 0.10
g	0.012 \pm 0.004	0.30 \pm 0.10
p	0.020 \pm 0.002	0.50 \pm 0.05



Terminal Configuration

No.	Function
1	Unbalanced Port (IN)
2	GND or DC feed+RF GND
3	Balanced Port (OUT1)
4	Balanced Port (OUT2)
5	GND
6	NC

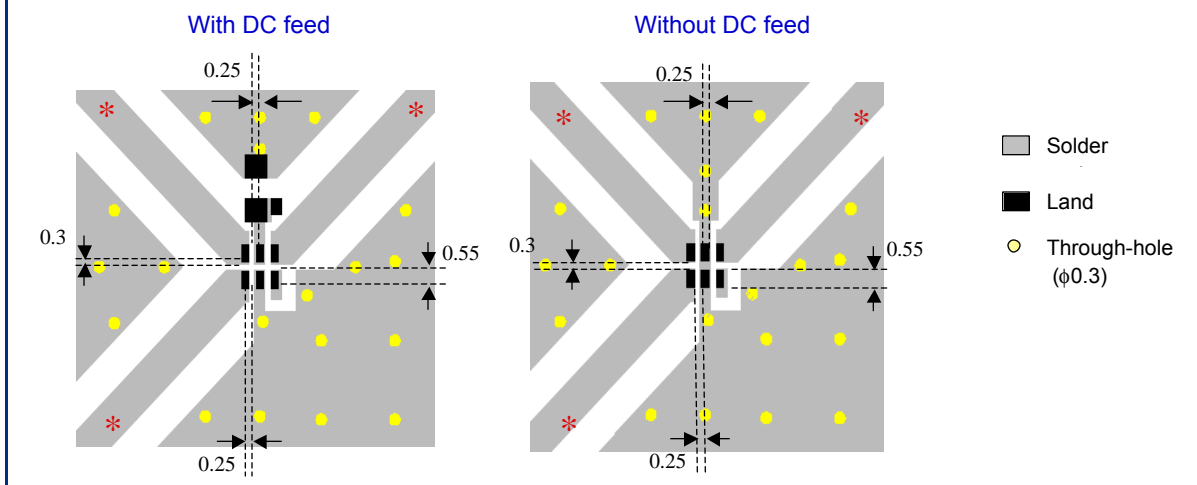


Mounting Considerations

Mount these devices with brown mark facing up.

* Line width should be designed to provide proper impedance matching characteristics.

Units: mm



Johanson Technology, Inc. reserves the right to make design changes without notice.
All sales are subject to Johanson Technology, Inc. terms and conditions.



www.johansontechnology.com

931 Via Alondra • Camarillo, CA 93012 • TEL 805.389.1166 FAX 805.389.1821

2003 Johanson Technology, Inc. All Rights Reserved

High Frequency Ceramic Solutions

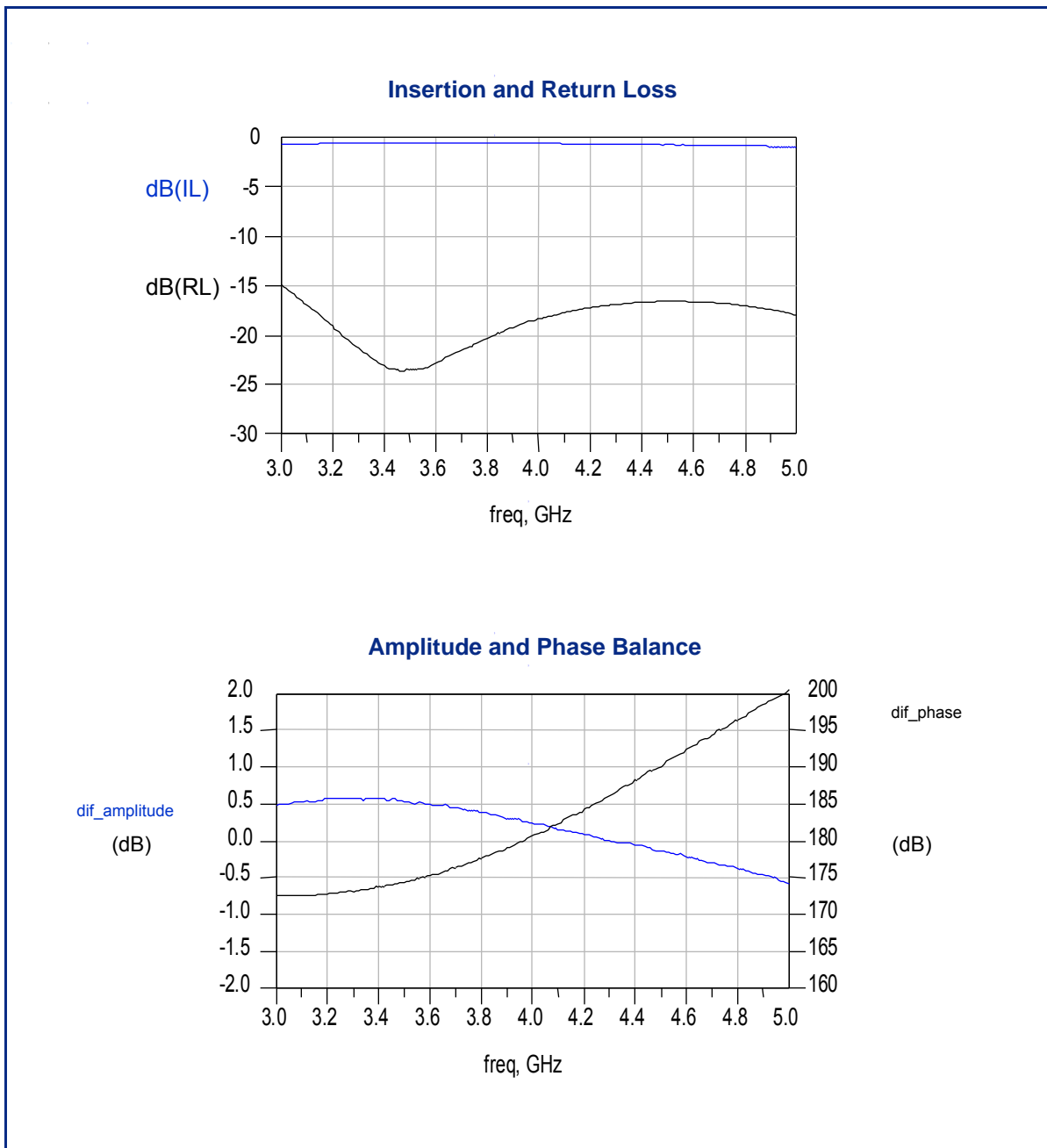
Balun, Ultra-WideBand, 4 GHz

P/N 4000BL14U100

Detail Specification: 07/07/05

Page 2 of 2

Typical Electrical Performance (T=25°C)



Johanson Technology, Inc. reserves the right to make design changes without notice.

All sales are subject to Johanson Technology, Inc. terms and conditions.



www.johansontechnology.com

931 Via Alondra • Camarillo, CA 93012 • TEL 805.389.1166 FAX 805.389.1821

2003 Johanson Technology, Inc. All Rights Reserved