"High Frequency Ceramic Solutions"

2.45 GHz Balun / Filter Combination — P/N 2450FB39A050

Detail Specification: 12/14/05

General Specifications

Part Number	2450FB39A050
Frequency (MHz)	2400~2500
Unbalanced Impedence	50 Ω
Differential Balanced Imp.	50 Ω
Insertion Loss	2.0 dB max.
Return Loss	9.5 dB min.
Phase Difference	180° ± 10
Amplitude Difference	1.0 dB max.

Attenuation (dB)	35 min.@ 880~960MHz
	30 min.@1710~1910 MHz
	30 min.@4800~5000MHz
	25 min.@7200~7500MHz
Operating and Storage Temp.	-40 to +85°C
Reel Quantity	3,000
Power Capacity	1.0 watt max.

Mechanical Dimensions

	In	mm
L	0.098 ± 0.008	2.50 ± 0.20
W	0.079 ± 0.008	2.00 ± 0.20
T	0.043 ± 0.004	1.10 ± 0.10
a	0.016 ± 0.004	0.40 ± 0.10
b	0.014 ± 0.004	0.35 ± 0.10
c	0.012 +.004/-.008	0.30 +0.1/-0.2
e	0.039 ± 0.004	1.00 ± 0.10
g	0.012 ± 0.004	0.30 ± 0.10
p	0.028 ± 0.004	0.70 ± 0.10

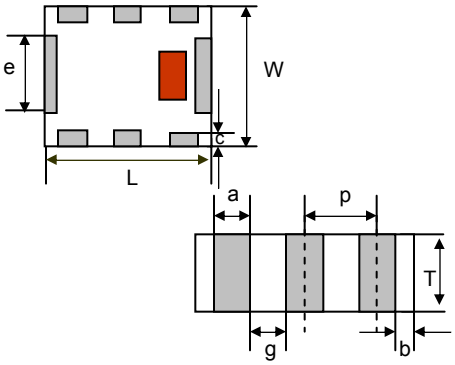

Terminal Configuration

No.	Function
1	NC
2	Unbalanced Port
3	Open or DC Feed
4	Balanced Port
5	NC
6	Balanced Port
7	GND
8	GND

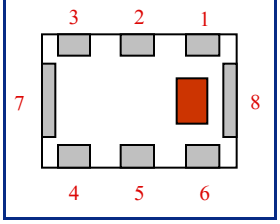

Mounting Considerations

Line width should be designed to match 50Ω characteristic impedance, depending on PCB material and thickness.

Units: mm

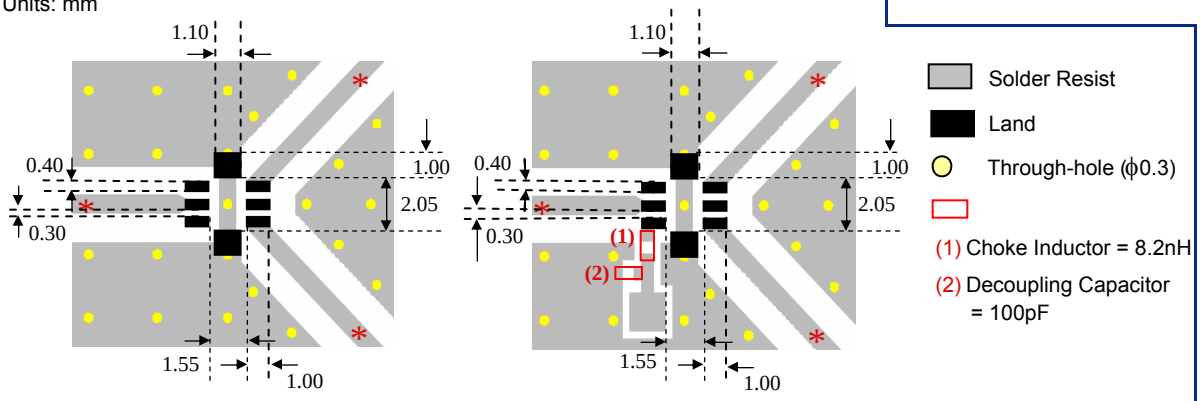

Johanson Technology, Inc. reserves the right to make design changes without notice.
All sales are subject to Johanson Technology, Inc. terms and conditions.

JOHANSON TECHNOLOGY
www.johansontechnology.com
931 Via Alondra • Camarillo, CA 93012 • TEL 805.389.1166 FAX 805.389.1821

2003 Johanson Technology, Inc. All Rights Reserved

2.45 GHz Balun / Filter Combination **P/N 2450FB39A050**

Detail Specification: 12/14/05

Typical Electrical Performance (T=25°C)

Insertion Loss / Return Loss

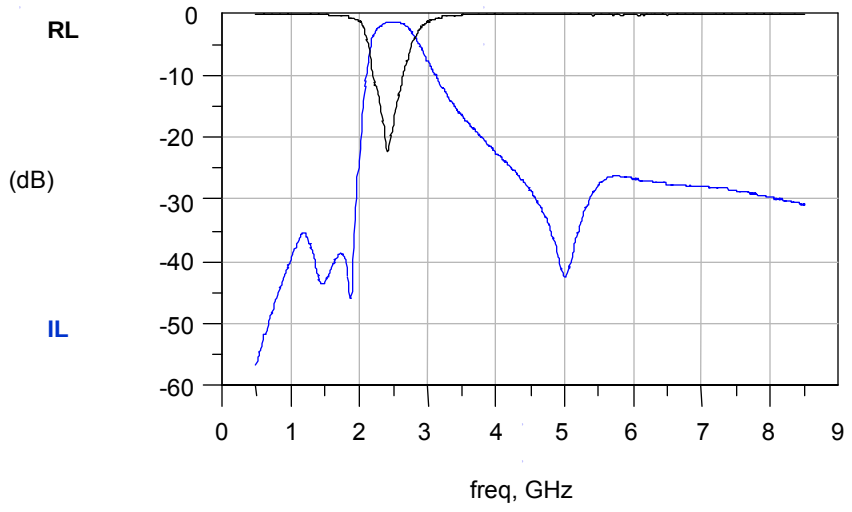

Amplitude Difference / Phase Difference

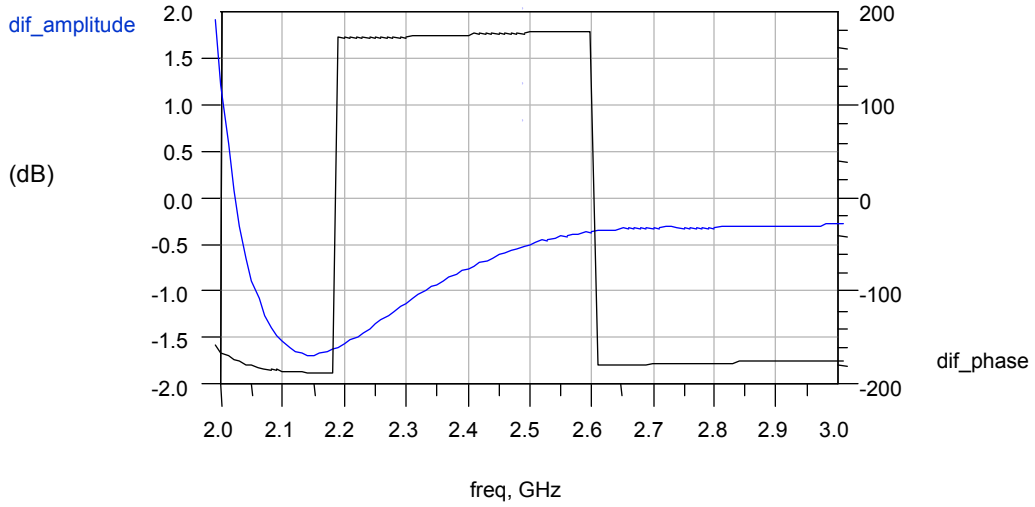

Johanson Technology, Inc. reserves the right to make design changes without notice.
All sales are subject to Johanson Technology, Inc. terms and conditions.

JOHANSON TECHNOLOGY

www.johansontechnology.com

931 Via Alondra • Camarillo, CA 93012 • TEL 805.389.1166 FAX 805.389.1821

2003 Johanson Technology, Inc. All Rights Reserved