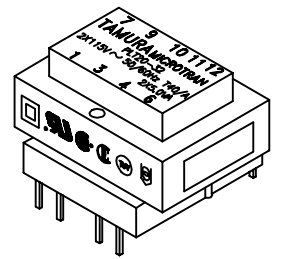


INTERNATIONAL POWER TRANSFORMER

A. Electrical Specifications (@ 25°C)

1. Maximum Power; 20VA
2. Input Voltage and Frequency; 115/230V 50/60Hz
3. Output Voltage; (7-9) 9.3V @1.5A Load
(10-12) 27.5V @0.22A Load
4. Voltage Regulation; 20% TYP @ full load to no load
5. Temperature Rise; 40°C TYP (45°C MAX allowed)
6. Insulation Resistance;
100MΩ MIN @ 500VDC, Pri to Sec, Pri to Core, Sec to Core
7. Hi-Pot; 3500Vrms 1 minute @ Pri to Sec
1500Vrms 1 minute @ Pri to Core
1500Vrms 1 minute @ Sec to Core
500Vrms 1 minute @ Sec to Sec

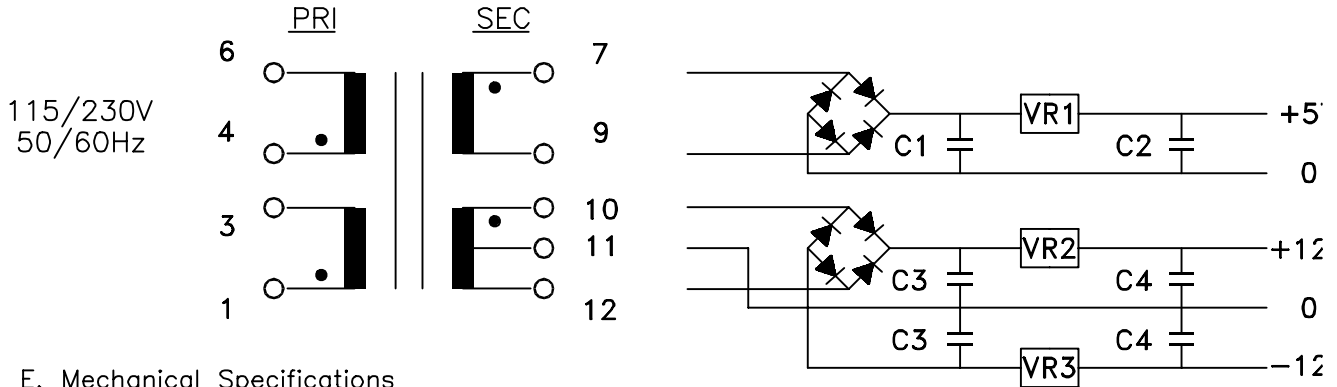


B. Marking; TAMURA, MICROTRAN, PLT20-32, date code, country of origin, terminal numbers and input and output ratings

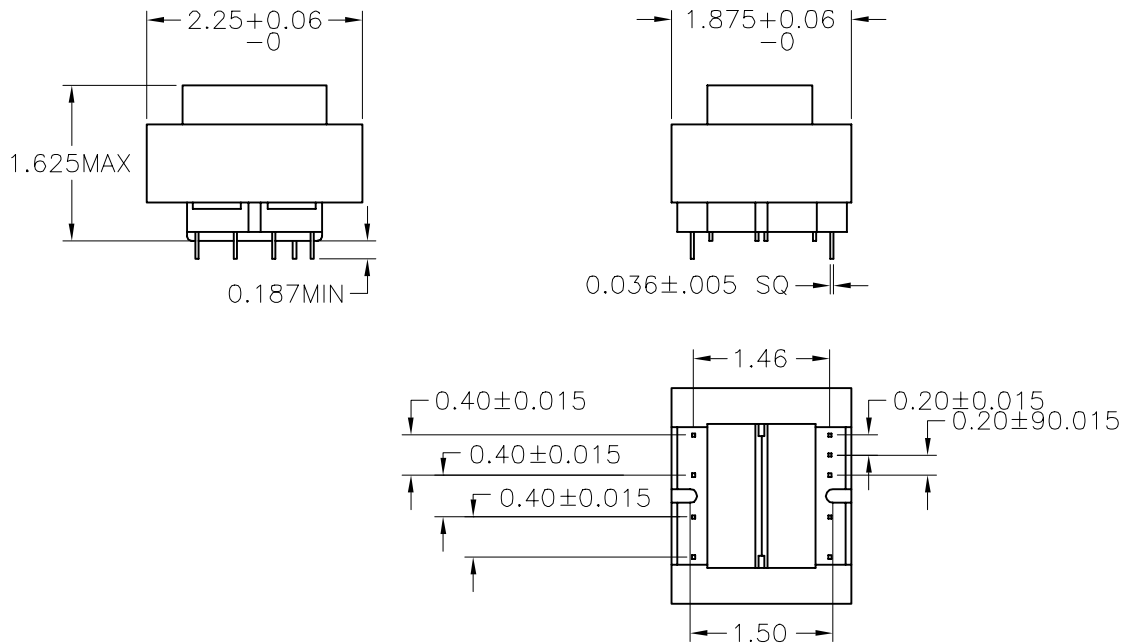
C. Safety:

- CSA File Nos. LR69222 and LR69223
- UL 1411 File No. E138028 Construction only
- UL 506, General Purpose, File No. E79781.
- TUV File 810/89 (EN60742, and VDE 0551)

D. Schematic Diagram;



E. Mechanical Specifications



TOLERANCES (mm)

≤ 4	± 0.2
4 ≤ 20	± 0.3
20 ≤ 50	± 0.4

PREPARED BY:

ENGINEER:	DWG CONTROL NO. P-A1-12232 ACAD\MXFMR\A1122321.DWG	REV PRI	POWER TRANSFORMER	PLT20-32
QUALITY CONTROL:	CONTENTS OF THIS DRAWING ARE SUBJECT TO CHANGE WITHOUT PRIOR NOTICE			MODEL SPECIFICATION
APPROVED:	<p>TAMURA CORPORATION OF AMERICA 43352 BUSINESS PARK DRIVE, TEMECULA, CA. 92590-6624 (909) 699-1270 FAX 9096769482</p>			DIM: INCH SCL: 1/2 SH: 1 OF 1
PROPRIETARY NOTICE: THIS DRAWING PRINT OR DOCUMENT AND SUBJECT MATTER DISCLOSED HEREIN ARE PROPRIETARY ITEMS TO WHICH TAMURA RETAINS THE EXCLUSIVE RIGHT OF DISSEMINATION, REPRODUCTION, MANUFACTURE AND SALE. THIS DRAWING, PRINT OR DOCUMENT IS SUBMITTED IN CONFIDENCE FOR CONSIDERATION BY THE RECIPIENT ALONE UNLESS PERMISSION FOR FURTHER DISCLOSURE IS EXPRESSLY GRANTED IN WRITING.				