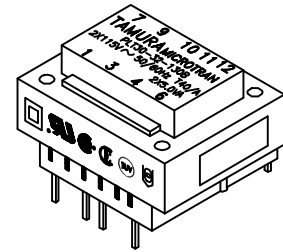


INTERNATIONAL POWER TRANSFORMER

A. Electrical Specifications (@ 25°C)

1. Maximum Power; 30VA
2. Input Voltage and Frequency; 115/230V 50/60Hz
3. Output Voltage; (7-9) 9.3V @2.2A Load
(10-12) 27.5V @0.34A Load
4. Voltage Regulation; 25% TYP @ full load to no load
5. Insulation Resistance;
100MΩ MIN @ 500VDC, Pri to Sec, Pri to Core, Sec to Core
6. Hi-Pot; 3500Vrms 1 minute @ Pri to Sec
1500Vrms 1 minute @ Pri to Core
1500Vrms 1 minute @ Sec to Core
500Vrms 1 minute @ Sec to Sec



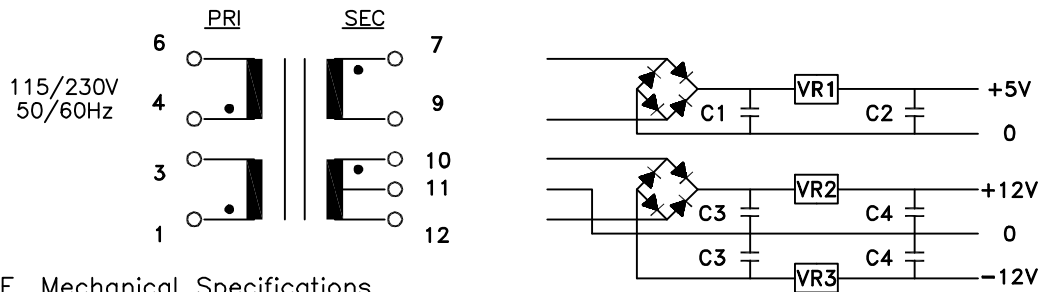
PLT30-32-130B

B. Marking; TAMURA, MICROTRAN, PLT30-32-130B, date code, country of origin, terminal numbers and input and output ratings

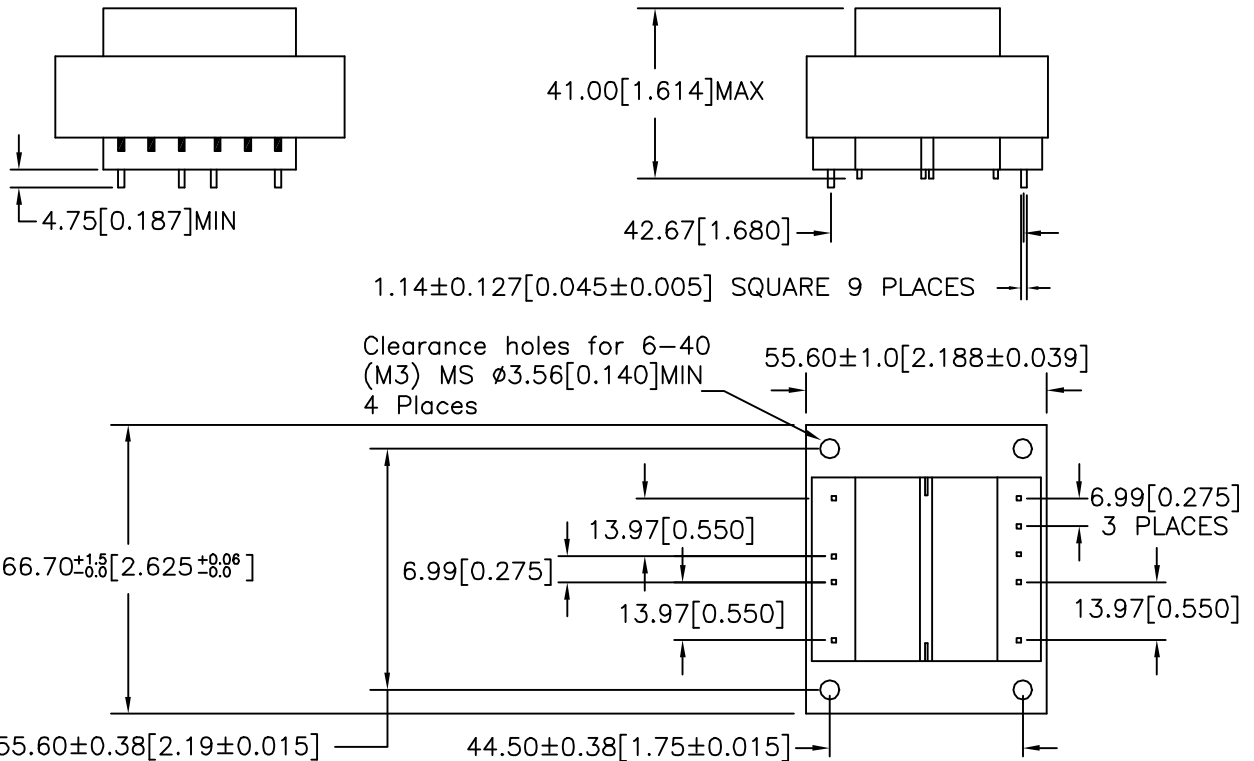
C. Safety:

- CSA File Nos. LR69222 and LR69223
- UL 1411 File No. E138028 Construction only
- UL 506, General Purpose, File No. E79781.
- TUV File 810/89 (EN60742, and VDE 0551)

D. Schematic Diagram;



E. Mechanical Specifications



TOLERANCES (mm)	
≤ 4	± 0.2
4 ≤ 20	± 0.3
20 ≤ 50	± 0.4

PREPARED BY:

D. Rund

ENGINEER:

Y. Sekiguchi

QUALITY CONTROL:

D. Kelley

APPROVED:

J. Coleman

DWG CONTROL NO. P-A1-13112
ACAD\MXFMR\A1131121.DWG

REV -

POWER TRANSFORMER

TAMURA CORPORATION OF AMERICA
43352 BUSINESS PARK DRIVE, TEMECULA, CA. 92590-6624
(909) 699-1270 FAX 9096769482

PLT30-32-130B

MODEL SPECIFICATION

DIM: INCH SCL: 1/2 SH: 1 OF 1

PROPRIETARY NOTICE: THIS DRAWING PRINT OR DOCUMENT AND SUBJECT MATTER DISCLOSED HEREIN ARE PROPRIETARY ITEMS TO WHICH TAMURA RETAINS THE EXCLUSIVE RIGHT OF DISSEMINATION, REPRODUCTION, MANUFACTURE AND SALE. THIS DRAWING, PRINT OR DOCUMENT IS SUBMITTED IN CONFIDENCE FOR CONSIDERATION BY THE RECIPIENT ALONE UNLESS PERMISSION FOR FURTHER DISCLOSURE IS EXPRESSLY GRANTED IN WRITING.